Swarthmore's 143rd Class

The Class of 2015

6,547 applicants (15% were offered admission)

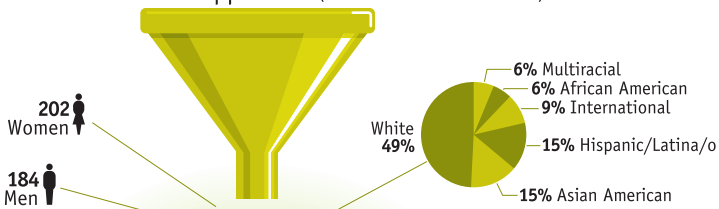

386
First-year students
(11% are the first generation to attend college)

Where the Class of 2015 comes from

39 U.S. states are represented, as well as the District of Columbia; most students are from high schools in New York, Pennsylvania, California, New Jersey, Massachusetts, Maryland, Connecticut, Washington, Ohio, Illinois

34 International citizens represent Belize, Canada, China, Colombia, Egypt, England, Germany, Ghana, Guatemala, Hong Kong, India, Jordan, Kenya, Nepal, South Korea, Thailand Trinidad & Tobago, Vietnam

The schools they attended (at least 1 student home-schooled)

The most anticipated majors
engineering, political science, English literature, biology, economics, history, psychology, physics, linguistics, mathematics, sociology and anthropology

The unusual talents of the incoming class

The three-time national ballroom dancing champion who hopes to pursue physics and dance at Swarthmore

The guy who recited from memory 314 digits of pi (an irrational number that will continue *infinitely* without repeating) at his school in honor of pi day



The active-duty marine who served in a non-combat unit in Afghanistan

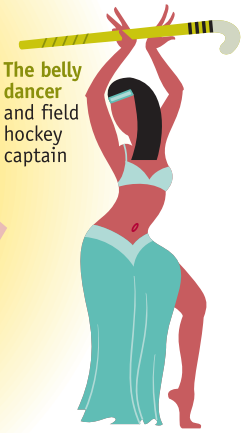

The belly dancer and field hockey captain

The one who was tapped "anonymous birthday giver" at his high school, giving small candy gifts to all 696 students

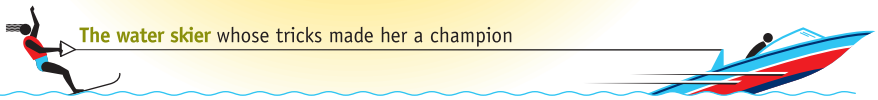

The water skier whose tricks made her a champion

Information supplied by the Office of Admissions on Sept. TK. Enrollment statistics become final on Oct. TK.

For historical enrollment data and lots more information, visit the Office of Institutional Research Web site at www.swarthmore.edu/ir.xml.